

1-5 Fletchers Square, Temple Farm Ind Estate,
Sutton Road, Southend-on-Sea,
Essex SS2 5RN
Tel: (01702) 899440 Fax: (01702) 307180

Invoice Name & Address:	Customer Ref:	Secured By Design <input type="checkbox"/> Doc Q compliant <input type="checkbox"/>
	Date Required:	
	Previous Quote No:	
Telephone:	Works Order No:	
	Date Received:	Part L Compliant Products: <input type="checkbox"/> BFRC Energy Rated Products: A <input type="checkbox"/> B <input type="checkbox"/> Authorised Retailer - Energy Rated Product AR No: <input type="text"/> A <input type="checkbox"/> B <input type="checkbox"/>

FRAME CONSTRUCTION: Internally (dummy sashes will be required) or Externally Glazed System	Outer: AW604 43x58mm Std <input type="checkbox"/>	Sash: AW686 45mm Int glazed <input type="checkbox"/> AW690 45mm Ext glazed <input type="checkbox"/>	Trans/Mull: AW632 57mm
---	---	---	------------------------

FRAME FINISH: White (RAL9910 gloss)* <input type="checkbox"/>	RAL: on White (RAL9910 gloss) <input type="checkbox"/>	RAL: on RAL: <input type="checkbox"/> *RAL9910 Gloss is our standard White
--	---	---






GLAZING BEAD: *Bead type determined if int/ext glazed Square <input type="checkbox"/> Bevel <input type="checkbox"/>	GASKET TYPE: Black <input type="checkbox"/> Anthracite Grey <input type="checkbox"/>
--	---

HANDLE TYPE & COLOUR:	STANDARD: <input type="checkbox"/> Colour: _____	<i>Please see spec sheets on our website for handles styles & colours</i>
	CONTEMPORARY: <input type="checkbox"/> Handle Type: _____ Colour: _____	

Item	O/All Size		Qty	Design No.	Mullion Break	Transom Drop	Glazing		Glass Description	Spacer Bar Colour*	Add on/ Coupler	Cill Type	Cill Length**	Hinge Type		Hinge Guard	Slot Vent in 73mm Head
	Width	Height					U/G	D/G						Egr	Rest		
1																	
2																	
3																	
4																	
5																	

View all Windows from **OUTSIDE** – including Tilt & Turn Windows

**Std cill length = frame width +100mm

1	2	3	4	5
 Floating Mullion Req'd <input type="checkbox"/> Part F <input type="checkbox"/> Compliant Slot Vents	 Floating Mullion Req'd <input type="checkbox"/> Part F <input type="checkbox"/> Compliant Slot Vents	 Floating Mullion Req'd <input type="checkbox"/> Part F <input type="checkbox"/> Compliant Slot Vents	 Floating Mullion Req'd <input type="checkbox"/> Part F <input type="checkbox"/> Compliant Slot Vents	 Floating Mullion Req'd <input type="checkbox"/> Part F <input type="checkbox"/> Compliant Slot Vents

Special Requirements: _____

Ordering Notes:
Glazing: 28mm glazing as standard ***Spacer Bar:** Black warm edge spacer bar as standard.
Min/Max Heights: For size limitations see data sheets in the Technical section of our website
Transom/Mullion: AW632 will be used on these windows
Cill Height: 25mm **Cill sizes available: 95 / 150 / 190mm
Locks: Shootbolt locking as standard
Frame Add On: 20mm only **Coupler:** 15mm & 26mm available

Important:
 Before ordering please ensure that you are familiar with our products and specifications as we will not accept responsibility for want of knowledge in the event that items manufactured do not meet with your requirements. This order cannot be accepted unless signed below.
 Signed : _____